

**FULLMOON**

LUMINAIRE SERIES



lumentruss




# FULLMOON - SURFACE MOUNT

Luminaire Series




## Cross-section dimensions:

Full Moon 18"



Full Moon 36"



## FULL POWER WITH FULLMOON!

Introducing FullMoon, the new architectural-grade luminaire from LumenTruss™ designed to be suspended or surface mounted. Offering direct and indirect lighting that enhances its elegant and luxurious design, it has everything to impress. The outstanding quality of OSRAM light sources with their very high light output makes it very attractive for large spaces. And the microprism lens, developed with the latest glare-free technology, provides exceptional visual comfort. It is a luminaire of first choice for high or very high ceiling applications such as hotel lobbies or office towers. Exclusive to LumenTruss™.


### FEATURES

- 3 sumptuous finishes: white, black or black and gold
- 2 diameters: 17 ¾ in (45 cm) and 35 ½ in (90 cm)
- Up and down lighting
- OSRAM high-end light sources, CRI 90+
  - Light output: 17 ¾ in (45 cm) luminaire, 26W = 950 lumen ↑ and 2400 lumen ↓
  - Light output: 35 ½ in (90 cm) luminaire, 68W = 2200 lumen ↑ and 7300 lumen ↓
- 2 color temperatures: 3000 K and 3500 K
- Microprism lens with anti-glare technology reducing eye fatigue
- Surface or suspended installation with aerospace-grade cable or suspension rod (39 in/1 m)
- Indoor installation, IP22

### WEIGHT

FullMoon 18: 1.288 lbs (2.232 kg)

FullMoon 36: 7.6064 lbs (3.450 kg)
















# FULLMOON SURFACE MOUNT ordering sheet

## Luminaire Series

| LUMINAIRE  | LENS  | MOUNTING HARDWARE   |
|--|---|---|
|  <p>1801 - Black 18" diameter<br/>3601 - Black 36" diameter</p>                       |  <p>A - Anti-glare</p> |  <p>SM - Surface mount</p> |
|  <p>1802 - White 18" diameter<br/>3602 - White 36" diameter</p>                       |   |   |
|  <p>1803 - Black &amp; Gold 18" diameter<br/>3603 - Black &amp; Gold 36" diameter</p> |   |   |
| LUMINAIRE COLOR FINISH   | <div>A</div> <div>LENS</div>  | <div>SM</div> <div>MOUNTING HARDWARE</div>  |

| COLOR TEMPERATURE                           | LUMEN PACKAGE  | USAGE                               | POWER SUPPLY/CONTROL   |
|---|--|-------------------------------------|--|
| <div>30 - 3000K</div> <div>35 - 3500K</div> | <p>FOR 18" (26W)</p> <p>D18 - 2400 LM (down)</p> <p>DU18 - 2400LM / 950 LM (up + down)</p> <p>FOR 36" (68W)</p> <p>D36 - 7300 LM (down)</p> <p>DU36 - 7300 LM / 2200LM (up + down)</p> | <p>I - IP22 indoor dry location</p> | <p>C - ELV dimming 120/277VAC<br/>*ELV dimming only available for 18"</p> <p>D - 0/10V dimming 120/277V AC</p> <p>I - Casambi CBU-A2D-0/10V-DALI-Bluetooth 100/277 VAC</p> |
| COLOR TEMPERATURE CCT                       | LUMEN PACKAGE  | <div>I</div> <div>USAGE</div>       | POWER SUPPLY/CONTROL   |


# FULLMOON - SUSPENDED

Luminaire Series



## Cross-section dimensions:

Full Moon 18"



Full Moon 36"



## FULL POWER WITH FULLMOON!

Introducing FullMoon, the new architectural-grade luminaire from LumenTruss™ designed to be suspended or surface mounted. Offering direct and indirect lighting that enhances its elegant and luxurious design, it has everything to impress. The outstanding quality of OSRAM light sources with their very high light output makes it very attractive for large spaces. And the microprism lens, developed with the latest glare-free technology, provides exceptional visual comfort. It is a luminaire of first choice for high or very high ceiling applications such as hotel lobbies or office towers. Exclusive to LumenTruss™.

### FEATURES

- 3 sumptuous finishes: white, black or black and gold
- 2 diameters: 17 ¾ in (45 cm) and 35 ½ in (90 cm)
- Up and down lighting
- OSRAM high-end light sources, CRI 90+
  - Light output: 17 ¾ in (45 cm) luminaire, 26W = 950 lumen ↑ and 2400 lumen ↓
  - Light output: 35 ½ in (90 cm) luminaire, 68W = 2200 lumen ↑ and 7300 lumen ↓
- 2 color temperatures: 3000 K and 3500 K
- Microprism lens with anti-glare technology reducing eye fatigue
- Surface or suspended installation with aerospace-grade cable or suspension rod (39 in/1 m)
- Indoor installation, IP22

### WEIGHT

FullMoon 18: 1.288 lbs (2.232 kg)

FullMoon 36: 7.6064 lbs (3.450 kg)









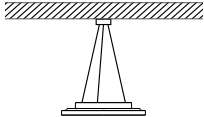

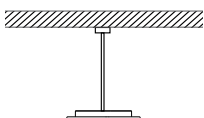







# FULLMOON SUSPENDED ordering sheet

## Luminaire Series

| LUMINAIRE  | LENS  | MOUNTING HARDWARE  |
|--|---|--|
|  <p>1801 - Black 18" diameter<br/>3601 - Black 36" diameter</p>                       |  <p>A - Anti-glare</p> |  <p>CS - Cable suspension 39"</p> |
|  <p>1802 - White 18" diameter<br/>3602 - White 36" diameter</p>                       |   |  <p>RS - Rod suspension 43"</p>   |
|  <p>1803 - Black &amp; Gold 18" diameter<br/>3603 - Black &amp; Gold 36" diameter</p> |   |  |
| LUMINAIRE COLOR FINISH   | <div> <div>A</div> <div>LENS</div> </div>   | MOUNTING HARDWARE  |

| COLOR TEMPERATURE                           | LUMEN PACKAGE  | USAGE                               | POWER SUPPLY/CONTROL   |
|---|--|-------------------------------------|--|
| <div>30 - 3000K</div> <div>35 - 3500K</div> | <p>FOR 18" (26W)</p> <p>D18 - 2400 LM (down)</p> <p>DU18 - 2400LM / 950 LM (up + down)</p> <p>FOR 36" (68W)</p> <p>D36 - 7300 LM (down)</p> <p>DU36 - 7300 LM / 2200LM (up + down)</p> | <p>I - IP22 indoor dry location</p> | <p>C - ELV dimming 120/277VAC<br/>*ELV dimming only available for 18"</p> <p>D - 0/10V dimming 120/277V AC</p> <p>I - Casambi CBU-A2D-0/10V-DALI-Bluetooth 100/277 VAC</p> |
| COLOR TEMPERATURE CCT                       | LUMEN PACKAGE  | <div>I</div> <div>USAGE</div>       | POWER SUPPLY/CONTROL   |



## CONTACT US

### ADDRESS

9221 Edison  
Montreal, Quebec,  
H1J 1T4, Canada

### FAX

1.514.903.0649

### EMAIL

[info@lumentruss.com](mailto:info@lumentruss.com)

### PHONE

1.855.384.3384

### WEBSITE

[www.lumentruss.com](http://www.lumentruss.com)



MADE IN  
NORTH AMERICA



lumentruss