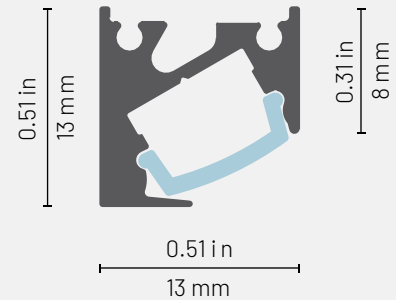


4200 PROFILE

4000 Series



Cross-section dimensions:




NEW! ELEGANCE AND DISCRETION

Our range of ultra-compact profiles has been expanded! The 4200 profile provides accent lighting at an angle of 30° to highlight products on shelves or to cut out the underside of cabinets. A notch on the underside completely conceals the TR64 mounting wire, giving the luminaire an even more aesthetic look. Ideal for commercial or residential applications.

FEATURES

- Ultra-compact aluminum profile: 13 mm x 13 mm (1/2" x 1/2")
- Custom length from 2 to 240 inches (6 m)
- 30° lighting angle
- 3 lumen packages: LP1 (160 lm/1.5 W/ft), LP2 (255 lm/3.0 W/ft) and LP3 (308 lm/4.5 W/ft) in a width of 5 mm
- Notch concealing the TR64 mounting wire
- Surface installation with 3M double-sided tape
- Offered in hardwire only
- Indoor use, IP22
- Designed to meet North American woodworking standards

OPTIONS



LED STRIP COMPATIBILITY

Compatible with LED strips up to **5mm** wide.

LINEAR WEIGHT

0.0442 lbs/ft, 0.066 kg/m (without lens)

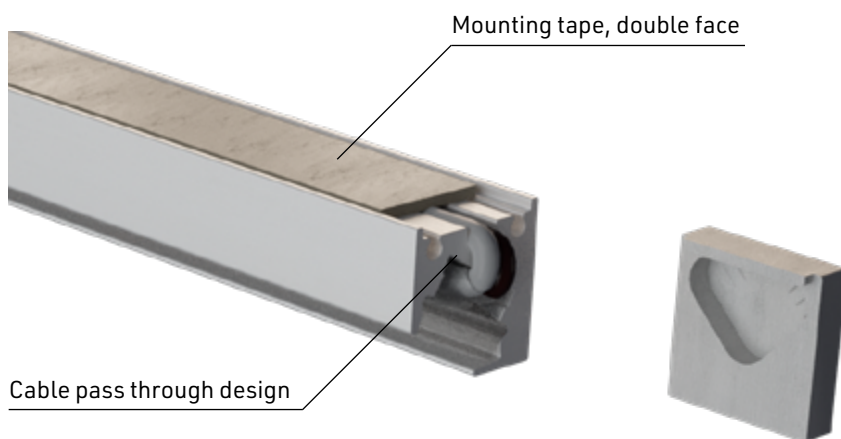













INTELLIGENT DESIGN

A notch on the underside completely conceals the TR64 mounting wire, giving the luminaire an even more aesthetic look. The encaps are also pass-through and the extrusion has been designed with a recess to insert the mounting tape.



4200 Profile ordering sheet

4000 Series

PROFILE	LENSES	MOUNTING HARDWARE	LENGTH
 4200 - Profile, alu	 OX Optiflex lens	 3M - Mounting tape, double face	Custom length by sections of 2 to 240 inches (6m).
 4201 - Profile, black	 NO - No lens	 NO - No mounting hardware	
 4202 - Profile, white			
PROFILE	LENS	MOUNTING HARDWARE	LENGTH

COLOR TEMPERATURE	LUMEN PACKAGE*	LEAD IN/OUT	USAGE	POWER SUPPLY/CONTROL	*NOTES
<div>27 - 2700K</div> <div>30 - 3000K</div> <div>35 - 3500K</div> <div>42 - 4200K</div>	LP1 - 137 LM / 1.5W FT / 90+CRI LP2 - 234 LM / 3.0W FT / 90+CRI LP3 - 335 LM / 4.4W FT / 90+CRI	HW3 - Hardwire 3 FT HW6 - Hardwire 6 FT HW9 - Hardwire 9 FT HWX - Hardwire custom FT NO - No lead	I - IP22 indoor dry location	A - Non-dimming B - ELV dimming 120V AC C - ELV dimming 120/277 VAC** D - 0/10V dimming 120/277 VAC E - Non-dimming DC plug in F - DMX G - Lutron - HI-LUME PREMIER 0,1% Eco System 24V/96W I - Casambi CBU-A2D-0/10V-DALI-Bluetooth 100/277 VAC J - Casambi CBU-PWM4-4CH-Bluetooth 100/277 VAC K - Casambi CBU-TED-CV-Trail edge dim-Bluetooth 120 VAC NO - No driver	*The light output is provided in lumens per foot, for a CCT of 4200K without lens. Please refer to the optics page for CCT and translucency conversion factors. ** Only available in 96W - 24V Driver
COLOR TEMPERATURE CCT	LUMEN PACKAGE	LEAD IN LEAD OUT	USAGE	POWER SUPPLY/CONTROL	