
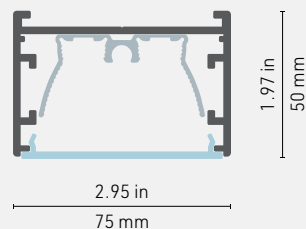


# 9820 LUXLINE PROFILE

9000 Series



## Cross-section dimensions:



The 9820 is a 9000 series system designed for those looking for a minimalist effect. Its ultra-slim profile combined with our advanced LED technology make it a suitable solution to accentuate the geometric shapes of stairs, hallways, kitchen islands and much more.

## FEATURES

- Dimensions: 3" wide and 2" high
- Luminaire casing available in section from 24" to 96" (max total of 164')
- Wide choice of color temperatures (2400K - 4000K)
- ELV/Triac dimmable
- Black and aluminum casing available
- Blind covers on both sides to eliminate dark spots
- No driver needed: 120V LuxLine light source, available up to 164 ft., for use with the HER reflector that holds it in place and provides maximum luminance
- Can be installed directly on a 2"x3" junction box
- Pre-made corners with joiners available for L, U and square/rectangular shapes to assemble on site
- Made of ALCOA 6063-T5 aluminum alloy for superior heat dissipation and increased LED light source life

## OPTIONS




## LED ENGINE COMPATIBILITY

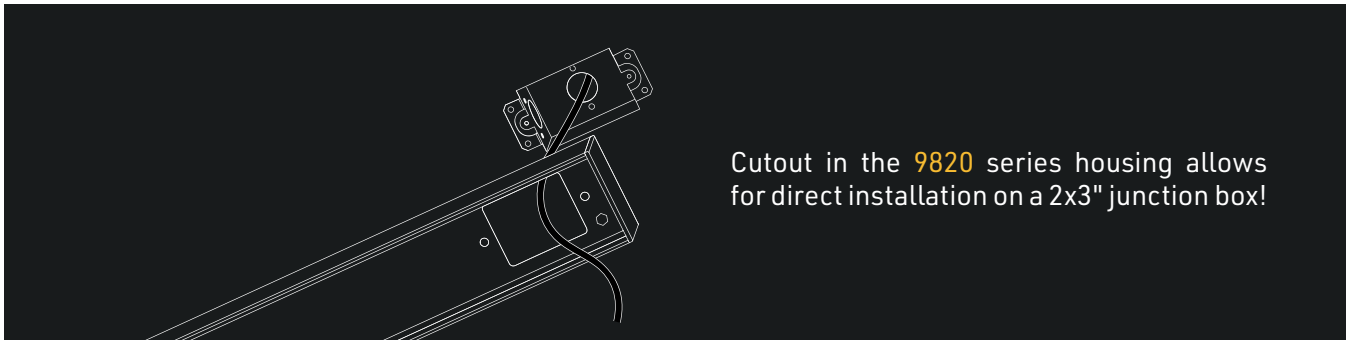
Compatible with two runs of our LuxLine series of 120V LED engine tape.

## LINEAR WEIGHT

0.793 lbs/ft, 1.18 kg/m

Figures provided for the aluminum profiles only – outer and inner enclosures, heat sink. The complete assembly, with LED light sources, reflectors, power supplies, endcaps, mounting hardware etc. will be greater, and will vary depending on product configuration.






Cutout in the **9820** series housing allows for direct installation on a 2x3" junction box!

HIGH EFFICIENCY  
REFLECTOR V2.1

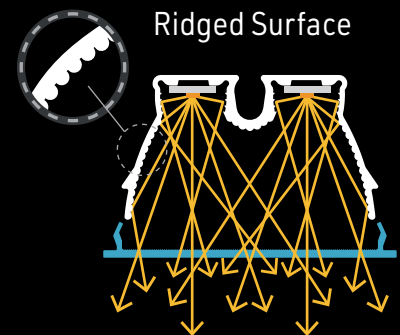
# HER<sup>2</sup> PRO

Significantly improves  
luminous efficiency!



## HER PRO - HIGH EFFICIENCY REFLECTOR V2.1

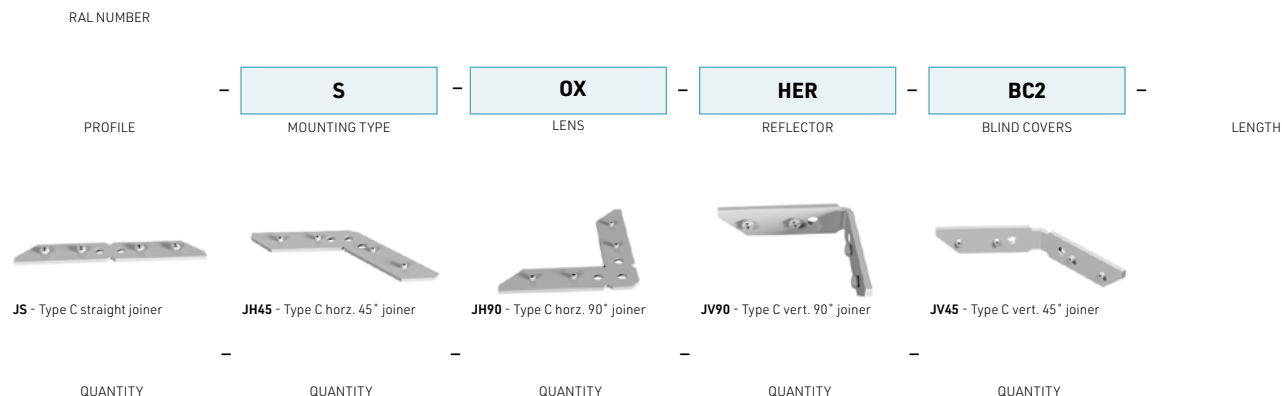
Achieve maximum luminous flux with the **HER Pro** (High Efficiency Reflector)! With its engineered design, this new reflector significantly improves luminous efficiency and provides lighting without loss of light. An ingenious idea that surpasses the use of white reflective paint to maximize lighting. The Pro version has been designed with our brand new Reflective Wave System – ridges on each side of the reflector – that helps provide even greater illumination!







## 9000 Series



COLOR TEMPERATURE	LUMEN PACKAGE*	LEAD IN	USAGE	NOTES
<div><div></div><div></div><div></div><div></div><div></div></div> <div>24 - 2400K 27 - 2700K 30 - 3000K 35 - 3500K 40 - 4000K</div>	<b>2LUX</b> - 660 LM / 4.0W FT / 90+CRI	<b>PG</b> - Plug-in 47" <b>HW</b> - Hardwire 118"	<b>2</b> - IP64 indoor	* The light output is provided in lumens per foot, for a CCT of 4000K and without lens.
COLOR TEMPERATURE CCT	LUMEN PACKAGE	LEAD IN	IP RATING	

- LumenTruss Driverless technology.
- Direct line voltage.
- Constant voltage with constant current design providing uniform intensity over the entire run.
- Uses North American power plug with built-in fuse or hardwire.
- Order in lengths of 1 FT.
- 164 FT maximum run.
- High lumen output.
- Architectural grade.
- PVC coating (not recommended for direct sunlight).
- 3 year warranty.
- LED type: 3056
- WARNING: Do not cut AC plug.

### Plug-in Connection Diagram



### Hardwire Connection Diagram

**With the NEW revolutionary hardwire connection with built-in fuse! Exclusive to LumenTruss.**

