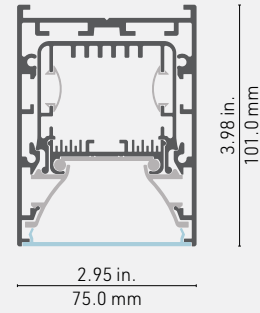


STRUSS DOWN

Luminaire Series



Cross-section dimensions:



Available in two popular lengths, the STRUSS is a linear lighting system designed to be suspended. With its minimalistic style, it is robust and powerful. With a CRI of 92+, **UL certified LED engines** provide exceptional linear lighting quality, in high power. It is equipped with an Optiflex lens that scatters light evenly, dot-free, in a 120-degree beam. **Exclusive, tool-free assembly** eliminates hardware clutter for a clean look. Ideal for offices and commercial spaces.

FEATURES

- Dimensions: 3" wide, 4" high and 48" (4 ft) or 96" (8 ft) length.
- Choice of 4 color temperatures (3000 K, 3500 K, 4000 K and 5000K) and 4 high power rigid PCBs.
- Driver integrated in an internal housing for additional protection.
- Toolless mounting kit with rubber splines and strong magnetic endcaps, exclusive to LumenTruss™.
- Suspension cables can be installed anywhere on top of the luminaire for greater installation flexibility.

OPTIONS




LED ENGINE COMPATIBILITY

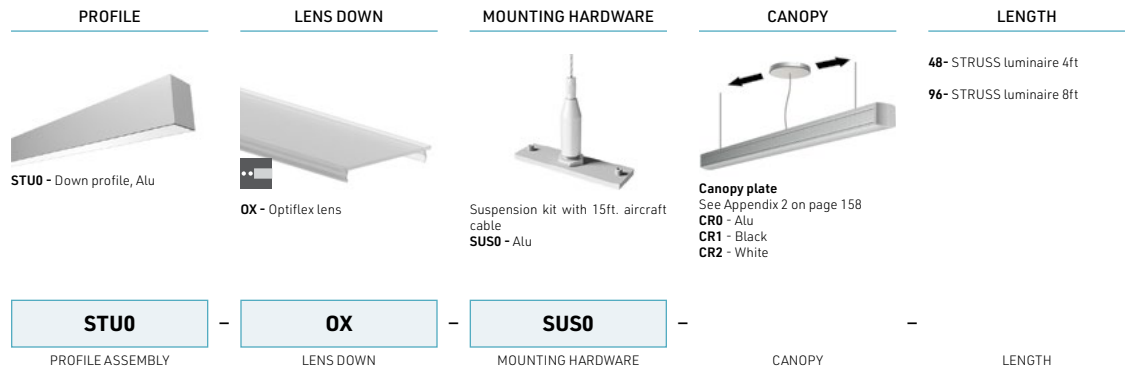
STRUSS is designed for use with proprietary rigid 1.5in wide LED PCBs.

LINEAR WEIGHT

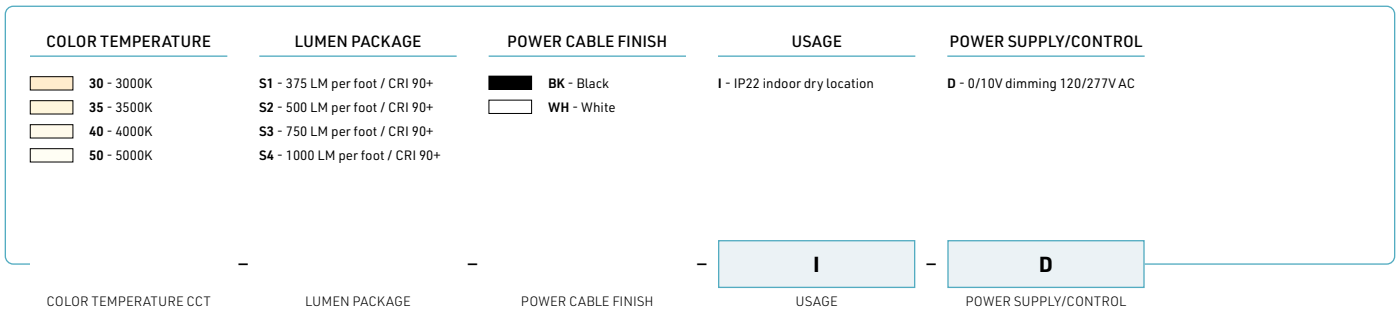
2.863 lbs/ft, 4.261 kg/m

Figures provided for the aluminum profiles only – outer and inner enclosures, heatsink. The complete assembly, with LED light sources, reflectors, power supplies, endcaps, mounting hardware etc. will be greater, and will vary depending on product configuration.





Luminaire



NOTES

