

# TRAXX PENDANT

TRACK LIGHT SYSTEM

LUMEN™  
Truss

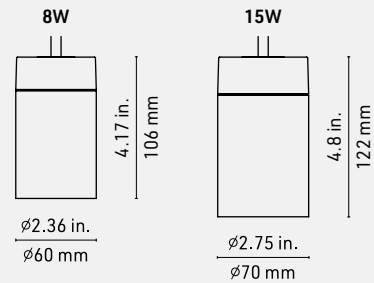


# TRAXX PENDANT SPOTLIGHT

Track light system



Cross-section dimensions:



Elegant and powerful, the TRAXX pendant from LumenTruss™ enhances the decorative elements or products you want to highlight. With its interchangeable heads providing 3 projection angles and a choice of 4 color temperatures, this spotlight is ideal for high-end applications. Its modular design, removable and tool-free, makes it an exceptionally versatile LED spotlight.














## FEATURES

- Lumen output (15W) 1200lm - 4000K
- Lumen output (8W) 465lm - 4000K
- 8W & 15 W, 120V, 50,000 hours.
- interchangeable projection angles : 15°, 38° and 60°.
- Four color temperatures to choose from: 2700K, 3000K, 3500K and 4000K.
- With a CRI of 95+.
- CAMEA anti-glare design with protective angle to reduce glare.
- Can be used with most dimmers with variable intensity.
- Integral regulators, isolated circuit.
- Passive cooling achieved through innovative thermal design
- 4' long braided suspension cable.







SPOTLIGHT COLOR	INPUT POWER	COLOR TEMPERATURE	BEAM ANGLE	MOUNTING TYPE	ACCESSORIES*	QUANTITY
 TRX1 - Spotlight, black	8 <b>8W</b> 15 <b>15W</b>	27 - 2700K (special order)*  30 - 3000K (in stock)  35 - 3500K (special order)*  40 - 4000K (in stock) 	15 - 15 degrees  38 - 38 degrees  60 - 60 degrees 	P - Pendant with canopy and 4' braided suspension cable	*Black or white depending on the spotlight color.  SN - Snoot nozzle  HC - Honey comb nozzle  OV - Oval nozzle  NO - No accessories	
 TRX2 - Spotlight, White						
SPOTLIGHT COLOR	INPUT POWER	COLOR TEMPERATURE	BEAM ANGLE	<b>P</b> MOUNTING TYPE	ACCESSORY	QUANTITY
SPOTLIGHT COLOR	INPUT POWER	COLOR TEMPERATURE	BEAM ANGLE	<b>P</b> MOUNTING TYPE	ACCESSORY	QUANTITY
SPOTLIGHT COLOR	INPUT POWER	COLOR TEMPERATURE	BEAM ANGLE	<b>P</b> MOUNTING TYPE	ACCESSORY	QUANTITY
SPOTLIGHT COLOR	INPUT POWER	COLOR TEMPERATURE	BEAM ANGLE	<b>P</b> MOUNTING TYPE	ACCESSORY	QUANTITY

\*Delivery times will be longer for special orders.



## CONTACT US

**ADDRESS**

9221 Edison  
Montreal, Quebec,  
H1J 1T4, Canada

**FAX**

1.514.903.0649

**EMAIL**

[info@lumentruss.com](mailto:info@lumentruss.com)

**PHONE**

1.855.384.3384

**WEBSITE**

[www.lumentruss.com](http://www.lumentruss.com)



**MADE IN  
NORTH AMERICA**

**LUMEN™  
Truss**