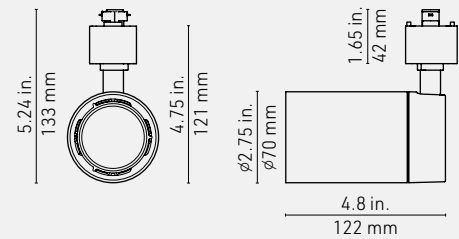


# TRAXX SPOTLIGHT

Track light system



## Cross-section dimensions:




Shown: 15W model (see opposite page for 8W dimensions).



Elegant and powerful, the TRAXX track light system from LumenTruss™ enhances the decorative elements or products you want to highlight. With its interchangeable heads providing 3 projection angles and a choice of 4 color temperatures, this track-mounted spotlight is ideal for high-end applications. Its modular design, removable and tool-free, makes it an exceptionally versatile LED spotlight.

## FEATURES

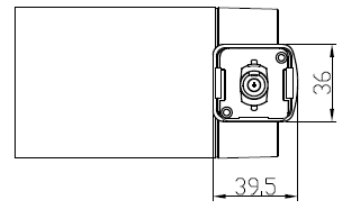
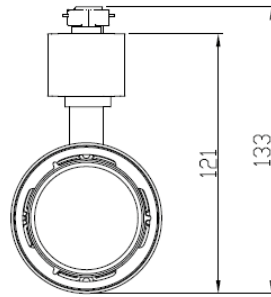
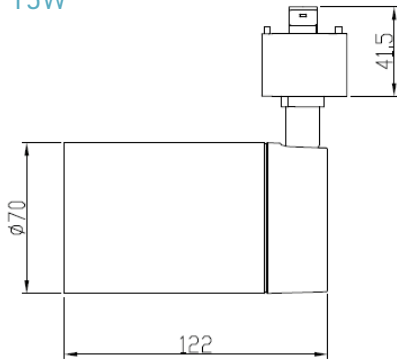
- Lumen output (15W) 1200lm - 4000K
- Lumen output (8W) 465lm - 4000K
- 8W & 15 W, 120V, 50,000 hours.
- interchangeable projection angles : 15°, 38° and 60°.
- Four color temperatures to choose from: 2700K, 3000K, 3500K and 4000K.
- CAMETA anti-glare design with protective angle to reduce glare.
- Can be used with most dimmers with variable intensity.
- Integral regulators, isolated circuit.
- Passive cooling achieved through innovative thermal design.
- Rotation 350° (horizontal), adjustable to 90° (vertical).
- Compatible with Type J, Type H, and Type L.
- With a CRI of 95+.



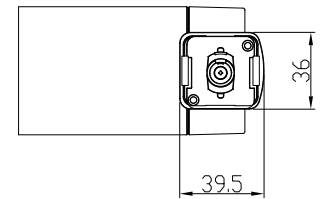
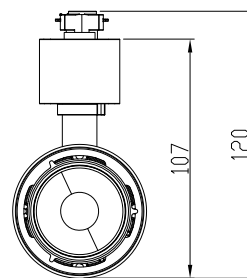
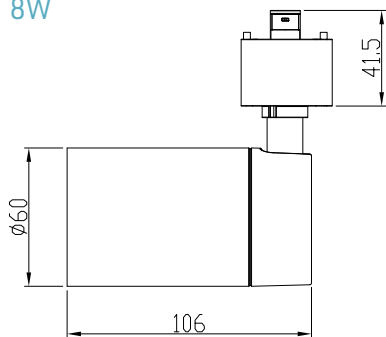


**DIMENSIONS - 15W & 8W**

**15W**









**8W**




































# TRAXX ordering sheet

# Track light system

SPOTLIGHT COLOR	INPUT POWER	COLOR TEMPERATURE	BEAM ANGLE	BASE CONNECTOR	ACCESSORIES*	QUANTITY
 TRX1 - Spotlight, black	8	<b>8W</b>	27 - 2700K (special order)*	TJ - Type J TH - Type H TL - Type L	*Black or white depending on the spotlight color.  SN - Snoot nozzle  HC - Honey comb nozzle  OV - Oval nozzle  NO - No accessories	
	15	<b>15W</b>	30 - 3000K (in stock) 35 - 3500K (special order)* 40 - 4000K (in stock)			15 - 15 degrees 38 - 38 degrees 60 - 60 degrees
 TRX2 - Spotlight, White						
SPOTLIGHT COLOR	INPUT POWER	COLOR TEMPERATURE	BEAM ANGLE	BASE CONNECTOR	ACCESSORY	QUANTITY
SPOTLIGHT COLOR	INPUT POWER	COLOR TEMPERATURE	BEAM ANGLE	BASE CONNECTOR	ACCESSORY	QUANTITY

TRACK COLOR	TRACK TYPE	QUANTITY	ACCESSORIES	COLOR	QUANTITY
 Black	 Track type H, 8 feet, black LM55000-1		 Joiner connector	Black LM55002-1	
	 Track type H, 4 feet, black LM55000-11			White LM55002	
 White	 Track type H, 8 feet, white LM55000		 L Connector	Black LM55003-1	
	 Track type H, 4 feet, white LM55000-10			White LM55003	
 T Connector			 Endcap for Track	Black LM55004	
				White LM55004	
 Live End Connector			 Floating Canopy	Black LM55005-1	
				White LM55005	
 Monopoint Canopy			 Monopoint Canopy	Black LM55001-1	
				White LM55001	
 GYPSUM GROOVE*	<b>*NOTES</b> - For custom orders of 5/8" thick or 8' long sections contact your representative - See Appendix 3 (page 261) on how to calculate length	QUANTITY	 Live End Connector	Black LM55014-1	
				White LM55014	
 Monopoint Canopy			 Monopoint Canopy	Black LM55015-1	
				White LM55015	